

Cooper Lighting Solutions Photometric Lab
1121 Highway 74 South
Peachtree City, GA 30269



Scaled data based on original data using
LM-79-2019 Approved Method: Electrical and Photometric Measurements of Solid-
State Lighting Products

Test Report Prepared for
Cooper Lighting Solutions

Brand: METALUX

Report Number: P981647

Luminaire Tested: 4PWM-2060C5-840-HIGH

Issue Date: 01/28/2026

Test Information

Test Method: LM-79-2019
Report Number: P981647
Test Lab: INNOVATION CENTER(P3)
Issue Date: 01/28/2026
Manufacturer: COOPER LIGHTING SOLUTIONS
Product Line: METALUX
Catalog Number: 4PWM-2060C5-840-HIGH
Description: METALUX 8.75 INCH PROWRAP 80CRI 4000K FIXTURE HIGH OUTPUT SETTING
Light Source: 4000K CCT, 80+ CRI LEDS
Ballast/Driver: -

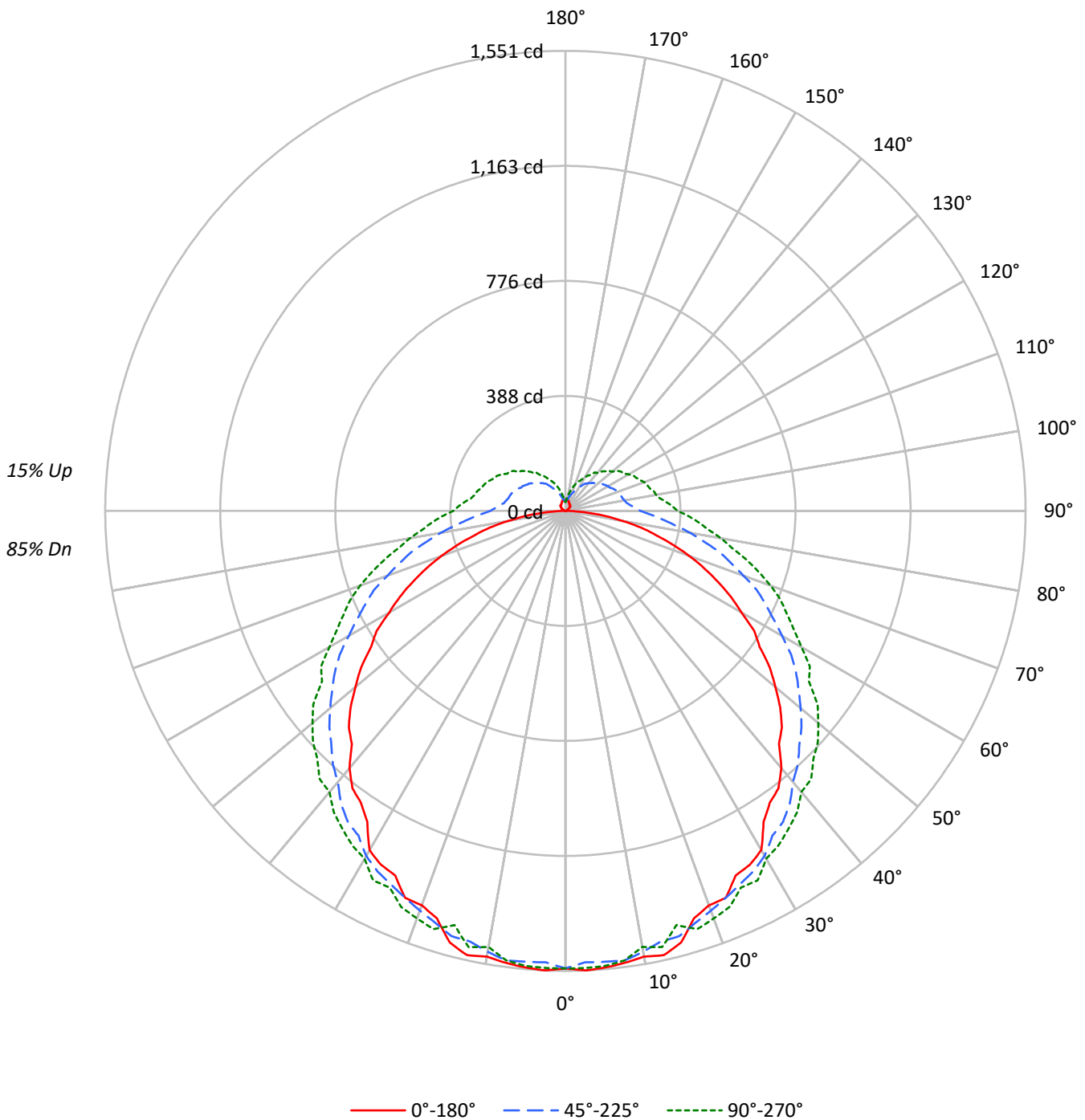
Summary

Lumens per Lamp: N/A
Luminaire Lumens: 6194.9 lumens
Efficiency: N/A
Efficacy: 133.2 lumens/watt
Spacing Criteria (0/90/45): 1.25 / 1.32 / 1.44
Luminous Opening: Rectangular w/ Sides (W: 0.73' x L: 3.76' x H: 0.19')
CIE Type: Semi-Direct

Input Watts (W): 46.5
Input Voltage (V): 120
Input Current (A_{in}): NR
Voltage Rise (V): NR
Power Factor: NR
Total Harmonic Distortion (THDi): NR
Frequency (hertz): 60
Stabilization Time: NR
Operation Time: NR
Ambient Temperature (°C): NR
Test Distance: 28.75 FT

TEST NUMBER: P981647
CATALOG NUMBER: 4PWM-2060C5-840-HIGH

Luminous Intensity Polar Plot





TEST NUMBER: P981647

CATALOG NUMBER: 4PWM-2060C5-840-HIGH

COEFFICIENT OF UTILIZATION - ZONAL CAVITY METHOD:

RF	20				20				20				20				20				20			
RC	80				70				50				30				10				0			
RW	70	50	30	10	70	50	30	10	50	30	10	50	30	10	50	30	10	50	30	10	50	30	10	0
RCR																								
0	116	116	116	116	111	111	111	111	103	103	103	96	96	96	89	89	89	89	89	89	89	89	89	85
1	103	98	93	88	99	94	90	85	87	83	80	81	78	75	75	72	70	75	72	70	75	72	70	67
2	93	84	77	70	89	81	74	68	75	69	64	69	65	61	64	61	57	64	61	57	64	61	57	54
3	84	73	64	57	81	70	62	56	65	59	53	61	55	50	56	52	48	56	52	48	56	52	48	45
4	77	64	55	48	73	62	54	47	58	50	45	54	47	43	50	45	40	50	45	40	50	45	40	38
5	71	57	48	41	67	55	47	40	51	44	38	48	42	37	45	39	35	45	39	35	45	39	35	32
6	65	51	42	35	62	50	41	35	46	39	33	43	37	32	40	35	30	40	35	30	40	35	30	28
7	60	46	37	31	57	45	36	30	42	35	29	39	33	28	37	31	27	37	31	27	37	31	27	25
8	56	42	33	27	53	41	33	27	38	31	26	36	30	25	34	28	24	34	28	24	34	28	24	22
9	52	39	30	25	50	37	29	24	35	28	23	33	27	22	31	26	21	31	26	21	31	26	21	19
10	49	35	27	22	47	34	27	22	32	26	21	31	24	20	29	23	19	29	23	19	29	23	19	18

AVERAGE LUMINANCE (cd/sqm):

	0°	45°	90°
0°	6049	6049	6049
5°	6057	5895	5928
10°	6023	5788	5686
15°	6035	5695	5490
20°	5799	5548	5580
25°	5737	5462	5414
30°	5813	5404	5339
35°	5557	5315	5313
40°	5562	5167	5211
45°	5452	5083	5215
50°	5320	5017	5197
55°	5100	4953	5010
60°	4948	4809	4985
65°	4767	4709	4930
70°	4476	4585	4942
75°	4041	4507	4872
80°	3468	4326	4897
85°	2384	4234	5170

MAXIMUM LUMINANCE 45°-90°:

Horizontal Angle: 90°
 Vertical Angle: 90°
 Luminance: 5761 cd/sqm



TEST NUMBER: P981647

CATALOG NUMBER: 4PWM-2060C5-840-HIGH

ZONAL LUMENS:

Zone	Lumens	% Fixture
0°-10°	146.5	2.4
10°-20°	419.3	6.8
20°-30°	646.2	10.4
30°-40°	796.6	12.9
40°-50°	860.2	13.9
50°-60°	832.1	13.4
60°-70°	718.2	11.6
70°-80°	536.7	8.7
80°-90°	334.9	5.4
90°-100°	220.4	3.6
100°-110°	186.6	3.0
110°-120°	159.5	2.6
120°-130°	127.5	2.1
130°-140°	94.4	1.5
140°-150°	62.3	1.0
150°-160°	34.7	0.6
160°-170°	15.1	0.2
170°-180°	3.6	0.1
0°-30°	1212.1	19.6
0°-40°	2008.7	32.4
0°-60°	3701.0	59.7
0°-90°	5290.8	85.4
90°-120°	566.4	9.1
90°-150°	850.7	13.7
90°-180°	904.0	14.6
0°-180°	6194.9	100.0

CANDELA DISTRIBUTION:

	0°	22.5°	45°	67.5°	90°	Flux
0°	1542	1542	1542	1542	1542	
5°	1545	1556	1526	1540	1540	147
15°	1506	1487	1484	1495	1445	420
25°	1357	1390	1390	1451	1401	633
35°	1201	1232	1279	1326	1310	760
45°	1032	1052	1115	1182	1182	793
55°	799	852	949	1013	1002	722
65°	569	638	744	832	824	562
75°	316	411	538	616	630	337
85°	83	191	327	427	452	92
90°	0	116	252	358	377	5
95°	0	94	219	319	341	1
105°	3	92	194	269	294	3
115°	8	86	178	241	264	8
125°	14	80	155	208	230	13
135°	22	75	133	175	189	18
145°	25	58	111	139	147	16
155°	30	47	78	103	111	14
165°	36	39	50	64	72	10
175°	39	39	36	30	39	4
180°	30	30	30	30	30	



TEST NUMBER: P981647

CATALOG NUMBER: 4PWM-2060C5-840-HIGH

CANDELA DISTRIBUTION (FULL):

	0°	22.5°	45°	67.5°	90°
0°	1542.5	1542.5	1542.5	1542.5	1542.5
2.5°	1550.8	1559.2	1523.1	1542.5	1542.5
5°	1545.3	1556.4	1525.9	1539.7	1539.7
7.5°	1537.0	1523.1	1528.6	1556.4	1528.6
10°	1525.9	1520.3	1509.2	1545.3	1492.6
12.5°	1534.2	1489.8	1487.0	1523.1	1506.4
15°	1506.4	1487.0	1484.2	1495.3	1445.4
17.5°	1439.9	1451.0	1456.5	1478.7	1478.7
20°	1414.9	1437.1	1434.3	1462.1	1462.1
22.5°	1412.1	1409.3	1412.1	1445.4	1445.4
25°	1356.6	1389.9	1389.9	1451.0	1401.0
27.5°	1345.5	1356.6	1370.5	1409.3	1403.8
30°	1320.6	1306.7	1342.8	1376.1	1353.9
32.5°	1242.9	1262.3	1298.4	1353.9	1337.2
35°	1201.3	1231.8	1278.9	1326.1	1309.5
37.5°	1179.1	1192.9	1242.9	1301.1	1281.7
40°	1131.9	1143.0	1192.9	1251.2	1237.3
42.5°	1065.3	1104.2	1159.7	1217.9	1226.2
45°	1032.0	1051.5	1115.3	1181.8	1181.8
47.5°	982.1	990.4	1079.2	1145.8	1154.1
50°	923.8	954.4	1034.8	1104.2	1112.5
52.5°	868.4	893.3	990.4	1057.0	1070.9
55°	799.0	851.7	948.8	1012.6	1001.5
57.5°	754.6	790.7	901.6	976.6	976.6
60°	685.3	743.5	843.4	923.8	918.3
62.5°	629.8	682.5	790.7	879.5	868.4
65°	568.7	638.1	743.5	832.3	824.0
67.5°	507.7	574.3	699.1	774.0	785.1
70°	443.9	521.6	638.1	721.3	735.2
72.5°	380.1	460.5	585.4	674.2	682.5
75°	316.3	410.6	538.2	615.9	629.8
77.5°	260.8	352.3	477.2	557.6	574.3
80°	197.0	294.1	427.2	516.0	532.7
82.5°	138.7	244.1	371.8	460.5	485.5
85°	83.2	191.4	327.4	427.2	452.2
87.5°	33.3	147.0	288.5	393.9	416.1
90°	0.0	116.5	252.5	357.9	377.3
92.5°	0.0	99.9	235.8	330.1	360.7
95°	0.0	94.3	219.2	319.0	341.2
97.5°	0.0	91.6	208.1	296.8	321.8
100°	2.8	91.6	202.5	283.0	310.7
102.5°	2.8	91.6	197.0	277.4	305.2
105°	2.8	91.6	194.2	269.1	294.1
107.5°	2.8	88.8	191.4	263.6	288.5
110°	5.5	91.6	188.7	258.0	283.0



TEST NUMBER: P981647

CATALOG NUMBER: 4PWM-2060C5-840-HIGH

CANDELA DISTRIBUTION (continued):

	0°	22.5°	45°	67.5°	90°
112.5°	5.5	88.8	183.1	249.7	271.9
115°	8.3	86.0	177.6	241.4	263.6
117.5°	8.3	86.0	169.2	235.8	258.0
120°	11.1	83.2	166.5	224.7	246.9
122.5°	13.9	86.0	160.9	216.4	233.0
125°	13.9	80.5	155.4	208.1	230.3
127.5°	16.6	80.5	152.6	199.7	221.9
130°	19.4	77.7	144.3	194.2	205.3
132.5°	22.2	74.9	138.7	183.1	199.7
135°	22.2	74.9	133.2	174.8	188.7
137.5°	25.0	69.4	127.6	166.5	180.3
140°	25.0	66.6	122.1	155.4	166.5
142.5°	25.0	63.8	116.5	149.8	163.7
145°	25.0	58.3	111.0	138.7	147.0
147.5°	25.0	55.5	99.9	130.4	141.5
150°	27.7	52.7	91.6	122.1	130.4
152.5°	27.7	49.9	83.2	111.0	119.3
155°	30.5	47.2	77.7	102.6	111.0
157.5°	30.5	44.4	66.6	97.1	102.6
160°	33.3	41.6	61.0	86.0	94.3
162.5°	36.1	41.6	55.5	74.9	83.2
165°	36.1	38.8	49.9	63.8	72.1
167.5°	36.1	38.8	44.4	52.7	63.8
170°	36.1	38.8	38.8	44.4	52.7
172.5°	36.1	36.1	38.8	36.1	44.4
175°	38.8	38.8	36.1	30.5	38.8
177.5°	38.8	36.1	33.3	27.7	30.5
180°	30.5	30.5	30.5	30.5	30.5



TEST NUMBER: P981647

CATALOG NUMBER: 4PWM-2060C5-840-HIGH

CIE UGR TABLE:

Reflectances:											
Ceiling		0.7	0.7	0.5	0.5	0.3	0.7	0.7	0.5	0.5	0.3
Wall		0.5	0.3	0.5	0.3	0.3	0.5	0.3	0.5	0.3	0.3
Reference plane		0.2	0.2	0.2	0.2	0.2	0.2	0.2	0.2	0.2	0.2
Room Dimensions		Viewed crosswise					Viewed endwise				
X=2H	Y=2H	15.6	17.0	16.1	17.5	18.2	17.6	19.0	18.2	19.6	20.3
	3H	17.3	18.5	17.8	19.1	19.8	20.1	21.4	20.7	22.0	22.7
	4H	17.9	19.1	18.5	19.7	20.4	21.2	22.5	21.9	23.1	23.8
	6H	18.3	19.4	18.9	20.0	20.7	22.4	23.5	23.0	24.2	24.9
	8H	18.4	19.5	19.0	20.1	20.8	23.0	24.1	23.6	24.7	25.4
	12H	18.4	19.5	19.1	20.1	20.9	23.6	24.7	24.3	25.3	26.1
4H	2H	16.5	17.8	17.1	18.4	19.1	18.1	19.3	18.7	19.9	20.6
	3H	18.5	19.5	19.1	20.2	20.9	20.8	21.9	21.4	22.5	23.2
	4H	19.2	20.2	19.9	20.8	21.6	22.2	23.1	22.8	23.8	24.5
	6H	19.8	20.6	20.4	21.3	22.0	23.5	24.4	24.2	25.0	25.8
	8H	19.9	20.7	20.6	21.4	22.2	24.2	25.0	24.9	25.7	26.4
	12H	20.0	20.7	20.7	21.4	22.2	24.9	25.7	25.6	26.4	27.1
8H	4H	19.9	20.7	20.6	21.4	22.2	22.4	23.2	23.1	23.9	24.7
	6H	20.7	21.4	21.4	22.1	22.8	24.0	24.6	24.7	25.3	26.1
	8H	20.9	21.5	21.6	22.3	23.1	24.8	25.4	25.5	26.1	26.9
	12H	21.1	21.7	21.8	22.4	23.2	25.7	26.3	26.4	27.0	27.8
12H	4H	20.1	20.8	20.8	21.5	22.3	22.4	23.2	23.1	23.9	24.6
	6H	21.0	21.6	21.7	22.3	23.1	24.0	24.6	24.7	25.3	26.2
	8H	21.3	21.9	22.0	22.6	23.4	24.9	25.5	25.6	26.2	27.0

LM-79-2019: Approved Method: Electrical and Photometric Measurements of Solid-
State Lighting Products

Report Prepared for

Cooper Lighting Solutions

Metalux

Report Number: SP3-2511-615-13

Test Date: 01/15/2026

Luminaire Tested: PW-S-6K-840-2nd

Data in this report applies to families of products including PW-S-6K*

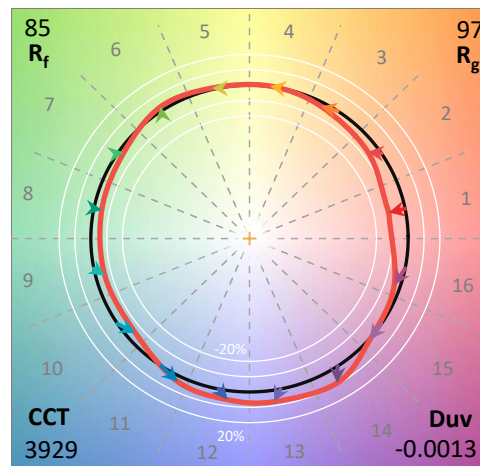
Test Information

Test Method: LM-79-2019
 Report Number: SP3-2511-615-13
 Test Lab: COOPER LIGHTING SOLUTIONS
 Photometer: SP3 - 3M SPHERE
 Measurement Geometry: 4π
 Issue Date: 01/20/2026
 Manufacturer: COOPER LIGHTING SOLUTIONS
 Product Line: Metalux
 Catalog Number: **PW-S-6K-840-2nd**
 Description: 8.75" Wrap 5 CCT 5 lumen select @6000lms (switch) @4000K 2nd Round

Spectral Parameters

CCT (K): 3929
 CIE u': 0.2272
 CIE v': 0.5013
 Duv: -0.0013
 CIE x: 0.3827
 CIE y: 0.3753
 CIE z: 0.2420
 Peak Wavelength (nm): 451
 Dominant Wavelength (nm): 580
 Purity: 27.47103
 Rf: 85.1
 Rg: 96.9

CRI (Ra):	85.1		
R1:	84.3	R9:	18.7
R2:	90.9	R10:	77.8
R3:	95.1	R11:	84.1
R4:	84.5	R12:	64.1
R5:	84.1	R13:	86.0
R6:	86.9	R14:	97.4
R7:	86.9	R15:	78.7
R8:	68.0		



Test Conditions

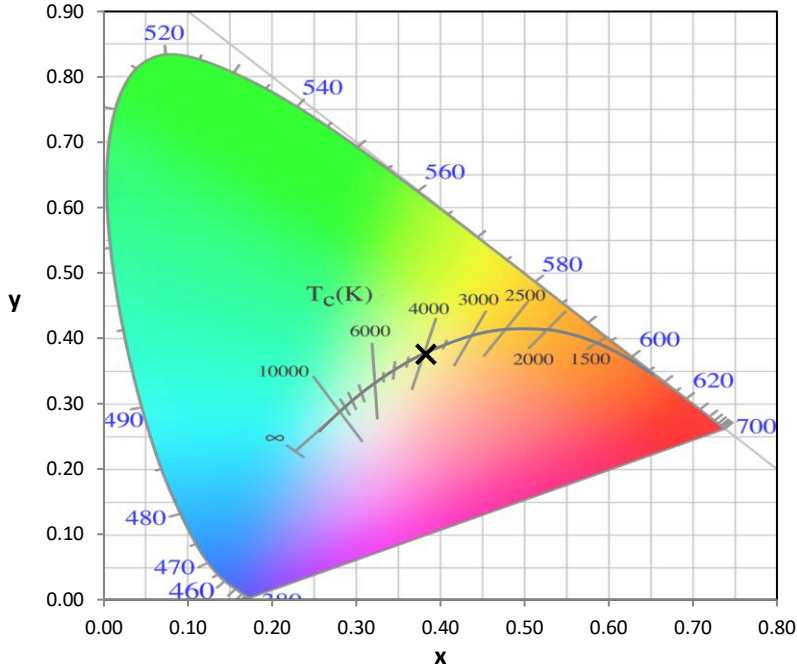
Stabilization Time: 20M
 Operation Time: 1H 20M
 Sphere Temperature (°C): 24.8

REPORT NUMBER: SP3-2511-615-13

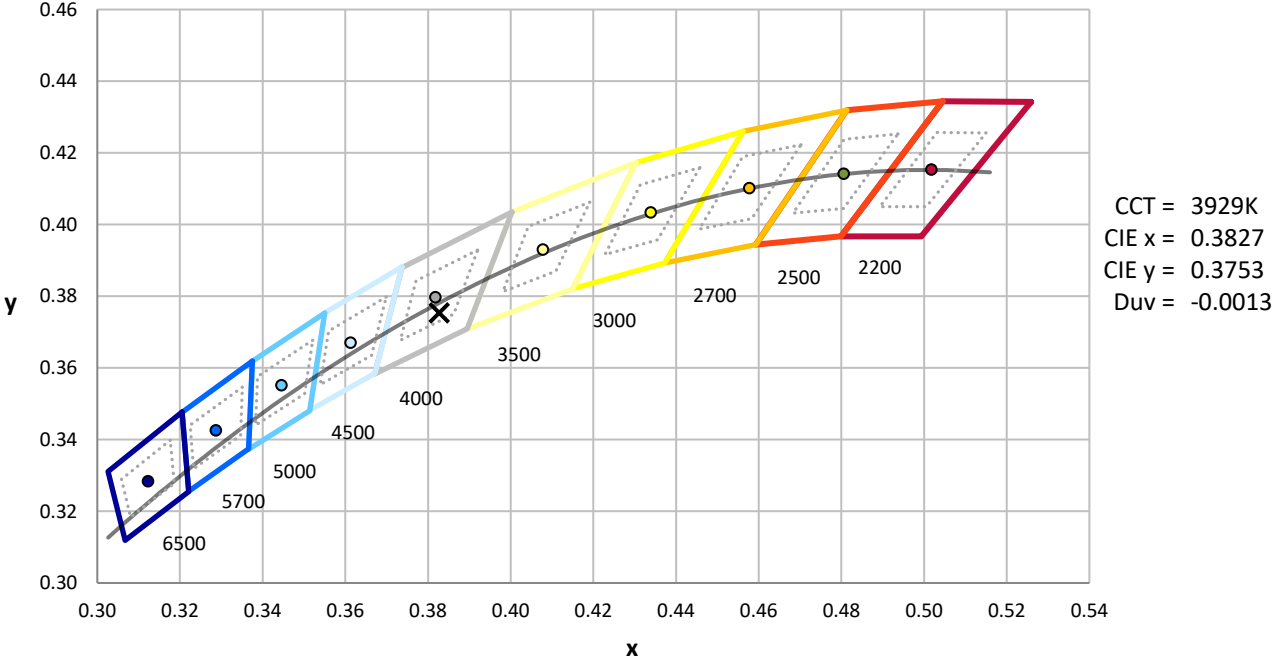
Measurement and Test Equipment			
Instrument	Identification Number	Calibration Date	Calibration Due Date
Photometer	3M SPHERE IN02505	1/10/2026	7/10/2026
Power Meter	XITRON INXT2011006	10/21/2025	10/21/2026
AC Power Source	CHROMA 61604 IN6064A	10/20/2025	10/20/2026
DC Power Source	EYSIGHT N5770A IN0534	10/20/2025	10/20/2026
Sphere Thermometer	TANDD IN4036E	10/21/2025	10/21/2026

REPORT NUMBER: SP3-2511-615-13

CIE 1931 Chromaticity Diagram



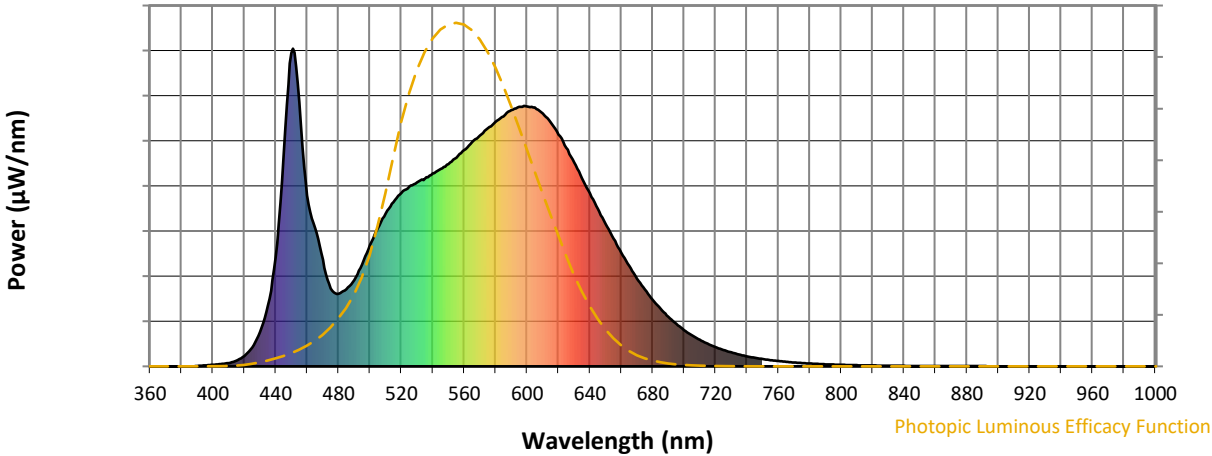
CIE 1931 Chromaticity Diagram with 2017 ANSI 7-Step and 4-Step Quadrangles



Point lies inside the ANSI 4000K 4-step quadrangle

REPORT NUMBER: SP3-2511-615-13

Photopic Flux vs. Wavelength

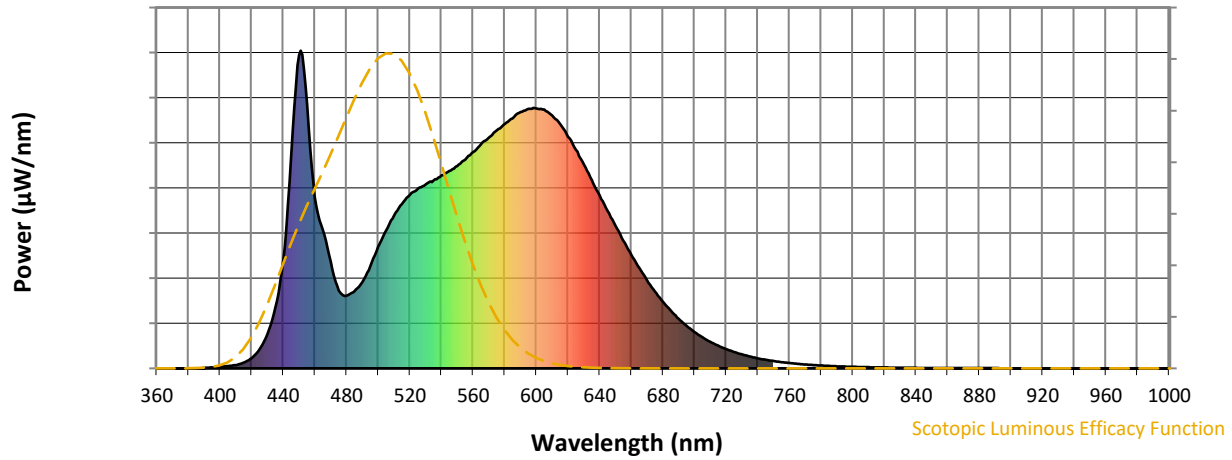


Photopic Lumens: NR

λ (nm)	Power W [^] /nm	Lumens (ϕ /nm)	λ (nm)	Power W [^] /nm	Lumens (ϕ /nm)	λ (nm)	Power W [^] /nm	Lumens (ϕ /nm)	λ (nm)	Power W [^] /nm	Lumens (ϕ /nm)	λ (nm)	Power W [^] /nm	Lumens (ϕ /nm)
360	0	NR	490	272	NR	620	730	NR	750	23	NR	880	1	NR
365	0	NR	495	321	NR	625	688	NR	755	20	NR	885	1	NR
370	0	NR	500	383	NR	630	642	NR	760	17	NR	890	1	NR
375	0	NR	505	434	NR	635	592	NR	765	14	NR	895	0	NR
380	0	NR	510	481	NR	640	545	NR	770	12	NR	900	0	NR
385	0	NR	515	517	NR	645	495	NR	775	10	NR	905	0	NR
390	1	NR	520	546	NR	650	449	NR	780	9	NR	910	0	NR
395	3	NR	525	565	NR	655	402	NR	785	8	NR	915	0	NR
400	5	NR	530	579	NR	660	358	NR	790	7	NR	920	0	NR
405	7	NR	535	592	NR	665	316	NR	795	6	NR	925	0	NR
410	11	NR	540	608	NR	670	276	NR	800	5	NR	930	0	NR
415	18	NR	545	621	NR	675	242	NR	805	4	NR	935	0	NR
420	33	NR	550	637	NR	680	209	NR	810	4	NR	940	0	NR
425	60	NR	555	657	NR	685	181	NR	815	3	NR	945	0	NR
430	108	NR	560	681	NR	690	156	NR	820	3	NR	950	0	NR
435	192	NR	565	706	NR	695	134	NR	825	2	NR	955	0	NR
440	343	NR	570	726	NR	700	114	NR	830	2	NR	960	0	NR
445	665	NR	575	749	NR	705	98	NR	835	2	NR	965	0	NR
450	986	NR	580	769	NR	710	83	NR	840	2	NR	970	0	NR
455	831	NR	585	787	NR	715	71	NR	845	1	NR	975	0	NR
460	538	NR	590	807	NR	720	61	NR	850	1	NR	980	0	NR
465	436	NR	595	817	NR	725	52	NR	855	1	NR	985	0	NR
470	335	NR	600	818	NR	730	44	NR	860	1	NR	990	0	NR
475	245	NR	605	815	NR	735	37	NR	865	1	NR	995	0	NR
480	229	NR	610	796	NR	740	32	NR	870	1	NR	1000	0	NR
485	243	NR	615	768	NR	745	27	NR	875	1	NR			

REPORT NUMBER: SP3-2511-615-13

Scotopic Flux vs. Wavelength



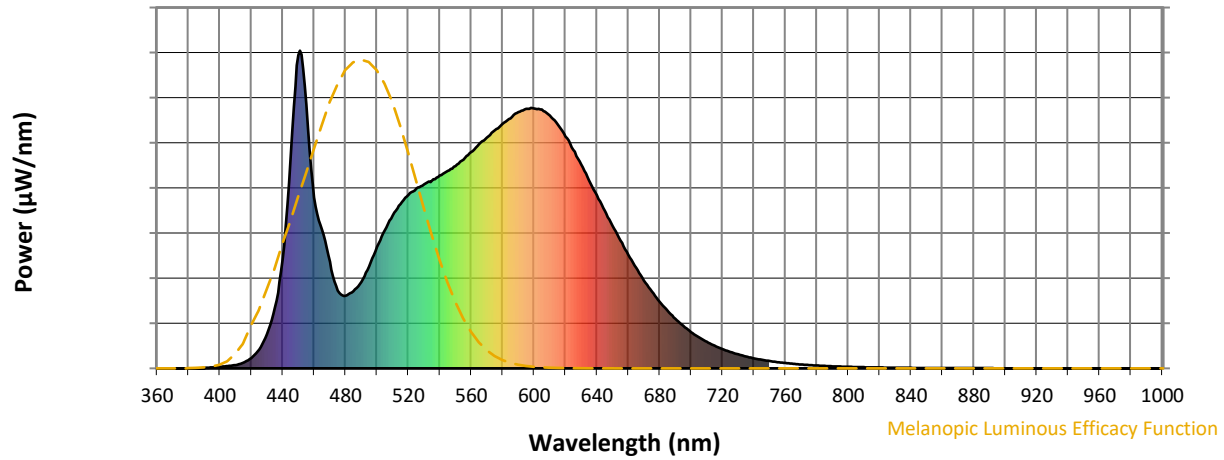
Scotopic Lumens: NR

S/P: 1.69

λ (nm)	Power W [^] /nm	Lumens (ϕ /nm)	λ (nm)	Power W [^] /nm	Lumens (ϕ /nm)	λ (nm)	Power W [^] /nm	Lumens (ϕ /nm)	λ (nm)	Power W [^] /nm	Lumens (ϕ /nm)	λ (nm)	Power W [^] /nm	Lumens (ϕ /nm)
360	0	NR	490	272	NR	620	730	NR	750	23	NR	880	1	NR
365	0	NR	495	321	NR	625	688	NR	755	20	NR	885	1	NR
370	0	NR	500	383	NR	630	642	NR	760	17	NR	890	1	NR
375	0	NR	505	434	NR	635	592	NR	765	14	NR	895	0	NR
380	0	NR	510	481	NR	640	545	NR	770	12	NR	900	0	NR
385	0	NR	515	517	NR	645	495	NR	775	10	NR	905	0	NR
390	1	NR	520	546	NR	650	449	NR	780	9	NR	910	0	NR
395	3	NR	525	565	NR	655	402	NR	785	8	NR	915	0	NR
400	5	NR	530	579	NR	660	358	NR	790	7	NR	920	0	NR
405	7	NR	535	592	NR	665	316	NR	795	6	NR	925	0	NR
410	11	NR	540	608	NR	670	276	NR	800	5	NR	930	0	NR
415	18	NR	545	621	NR	675	242	NR	805	4	NR	935	0	NR
420	33	NR	550	637	NR	680	209	NR	810	4	NR	940	0	NR
425	60	NR	555	657	NR	685	181	NR	815	3	NR	945	0	NR
430	108	NR	560	681	NR	690	156	NR	820	3	NR	950	0	NR
435	192	NR	565	706	NR	695	134	NR	825	2	NR	955	0	NR
440	343	NR	570	726	NR	700	114	NR	830	2	NR	960	0	NR
445	665	NR	575	749	NR	705	98	NR	835	2	NR	965	0	NR
450	986	NR	580	769	NR	710	83	NR	840	2	NR	970	0	NR
455	831	NR	585	787	NR	715	71	NR	845	1	NR	975	0	NR
460	538	NR	590	807	NR	720	61	NR	850	1	NR	980	0	NR
465	436	NR	595	817	NR	725	52	NR	855	1	NR	985	0	NR
470	335	NR	600	818	NR	730	44	NR	860	1	NR	990	0	NR
475	245	NR	605	815	NR	735	37	NR	865	1	NR	995	0	NR
480	229	NR	610	796	NR	740	32	NR	870	1	NR	1000	0	NR
485	243	NR	615	768	NR	745	27	NR	875	1	NR			

REPORT NUMBER: SP3-2511-615-13

Melanopic Flux vs. Wavelength



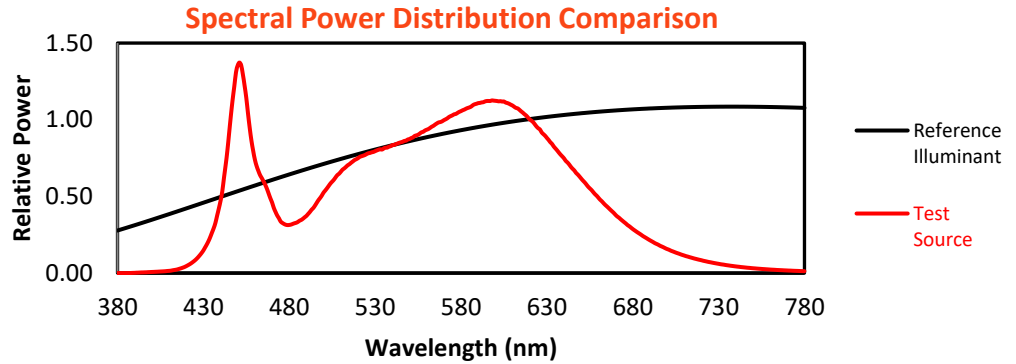
Melanopic Lumens: NR

M/P: 3.46

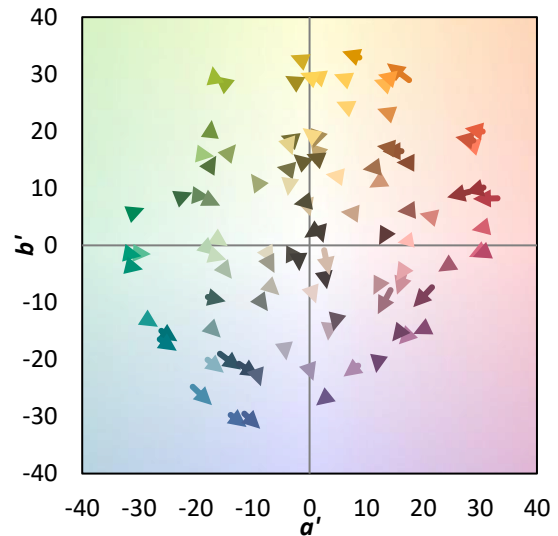
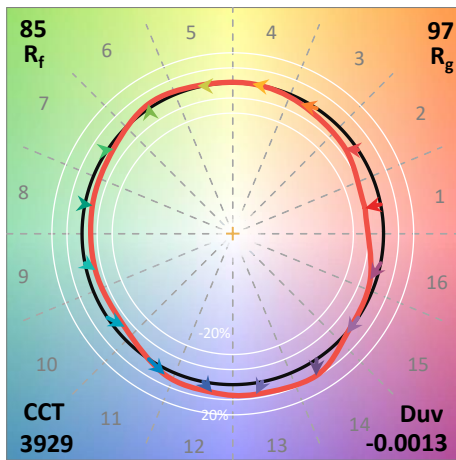
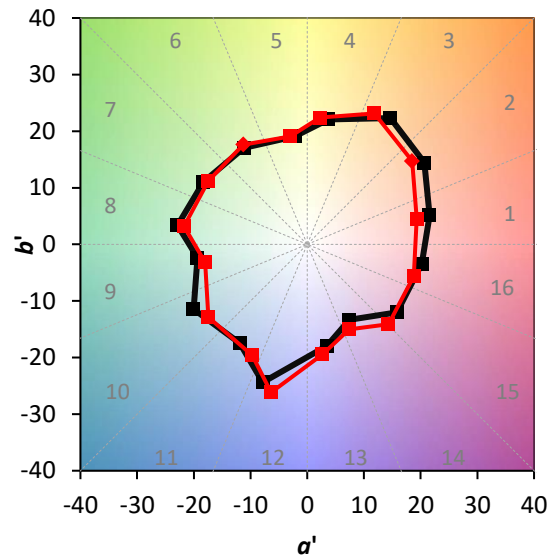
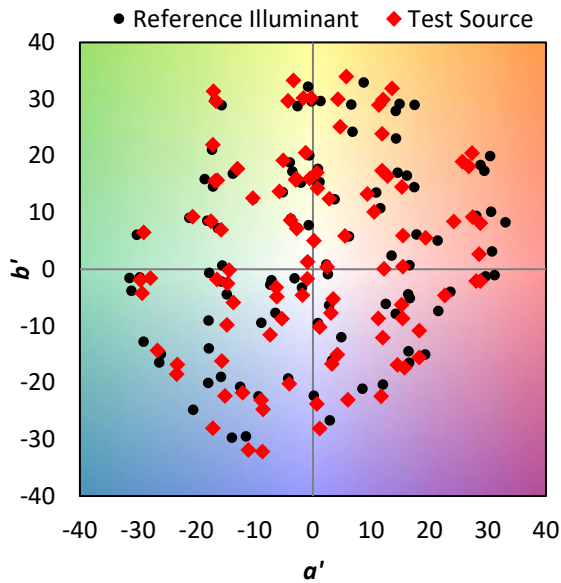
λ (nm)	Power W [^] /nm	Lumens (φ/nm)	λ (nm)	Power W [^] /nm	Lumens (φ/nm)	λ (nm)	Power W [^] /nm	Lumens (φ/nm)	λ (nm)	Power W [^] /nm	Lumens (φ/nm)	λ (nm)	Power W [^] /nm	Lumens (φ/nm)
360	0	NR	490	272	NR	620	730	NR	750	23	NR	880	1	NR
365	0	NR	495	321	NR	625	688	NR	755	20	NR	885	1	NR
370	0	NR	500	383	NR	630	642	NR	760	17	NR	890	1	NR
375	0	NR	505	434	NR	635	592	NR	765	14	NR	895	0	NR
380	0	NR	510	481	NR	640	545	NR	770	12	NR	900	0	NR
385	0	NR	515	517	NR	645	495	NR	775	10	NR	905	0	NR
390	1	NR	520	546	NR	650	449	NR	780	9	NR	910	0	NR
395	3	NR	525	565	NR	655	402	NR	785	8	NR	915	0	NR
400	5	NR	530	579	NR	660	358	NR	790	7	NR	920	0	NR
405	7	NR	535	592	NR	665	316	NR	795	6	NR	925	0	NR
410	11	NR	540	608	NR	670	276	NR	800	5	NR	930	0	NR
415	18	NR	545	621	NR	675	242	NR	805	4	NR	935	0	NR
420	33	NR	550	637	NR	680	209	NR	810	4	NR	940	0	NR
425	60	NR	555	657	NR	685	181	NR	815	3	NR	945	0	NR
430	108	NR	560	681	NR	690	156	NR	820	3	NR	950	0	NR
435	192	NR	565	706	NR	695	134	NR	825	2	NR	955	0	NR
440	343	NR	570	726	NR	700	114	NR	830	2	NR	960	0	NR
445	665	NR	575	749	NR	705	98	NR	835	2	NR	965	0	NR
450	986	NR	580	769	NR	710	83	NR	840	2	NR	970	0	NR
455	831	NR	585	787	NR	715	71	NR	845	1	NR	975	0	NR
460	538	NR	590	807	NR	720	61	NR	850	1	NR	980	0	NR
465	436	NR	595	817	NR	725	52	NR	855	1	NR	985	0	NR
470	335	NR	600	818	NR	730	44	NR	860	1	NR	990	0	NR
475	245	NR	605	815	NR	735	37	NR	865	1	NR	995	0	NR
480	229	NR	610	796	NR	740	32	NR	870	1	NR	1000	0	NR
485	243	NR	615	768	NR	745	27	NR	875	1	NR			

Summary

$R_f = 85.1$
 $R_g = 96.9$
 CIE $R_a = 85.1$
 $R_9 = 18.7$

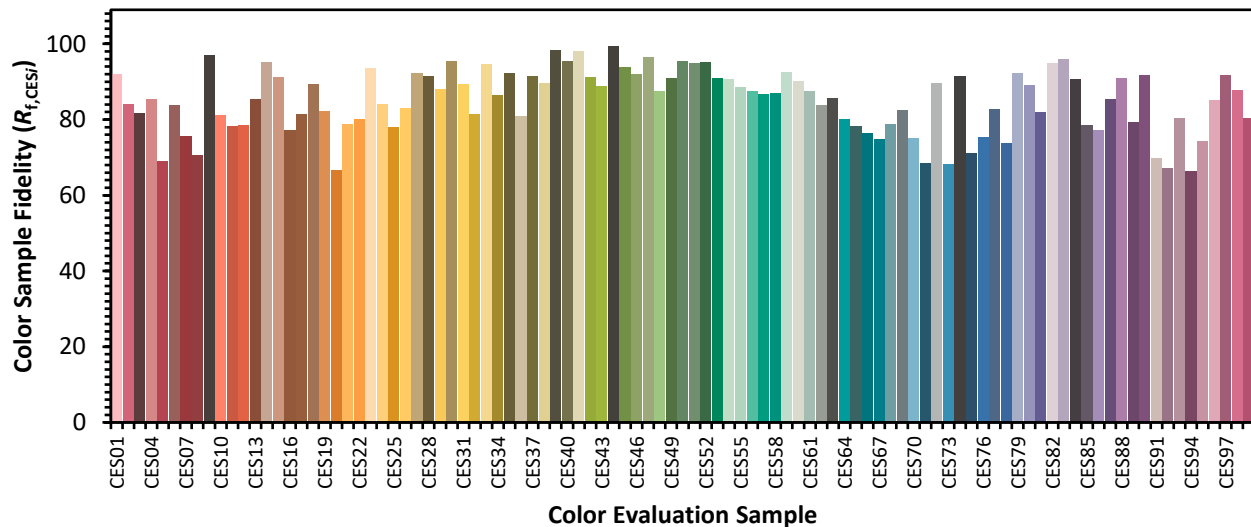


Color Vector Graphics

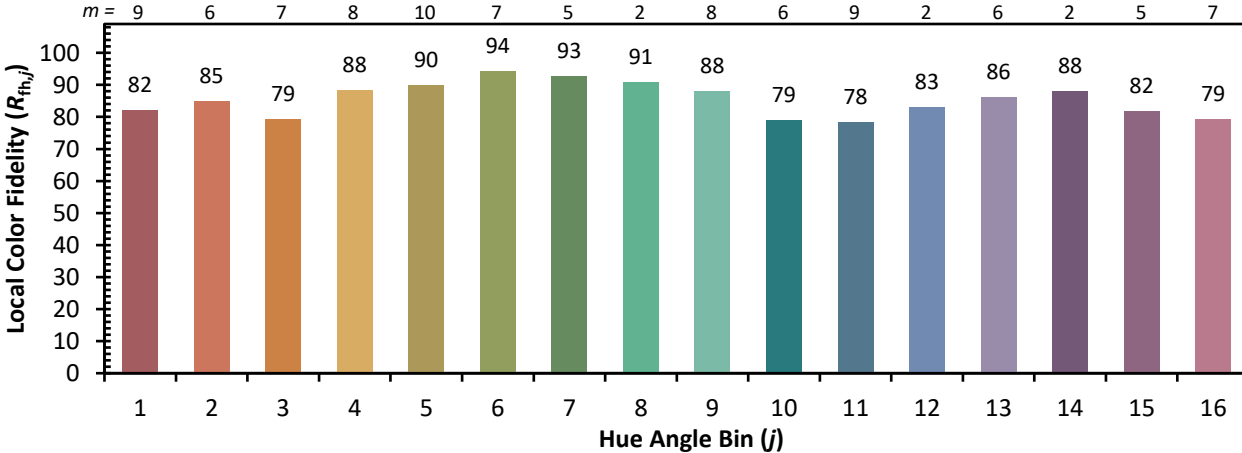
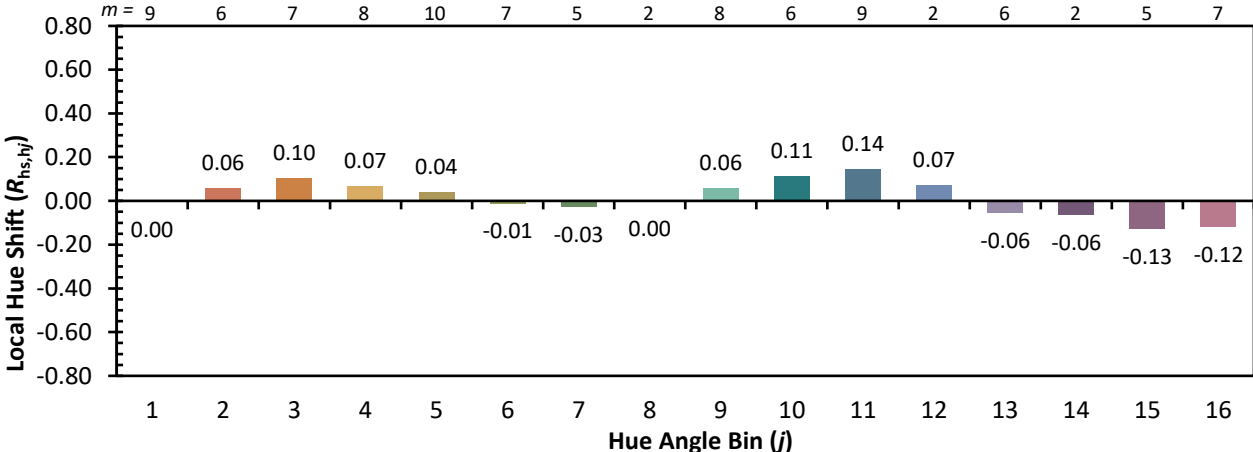
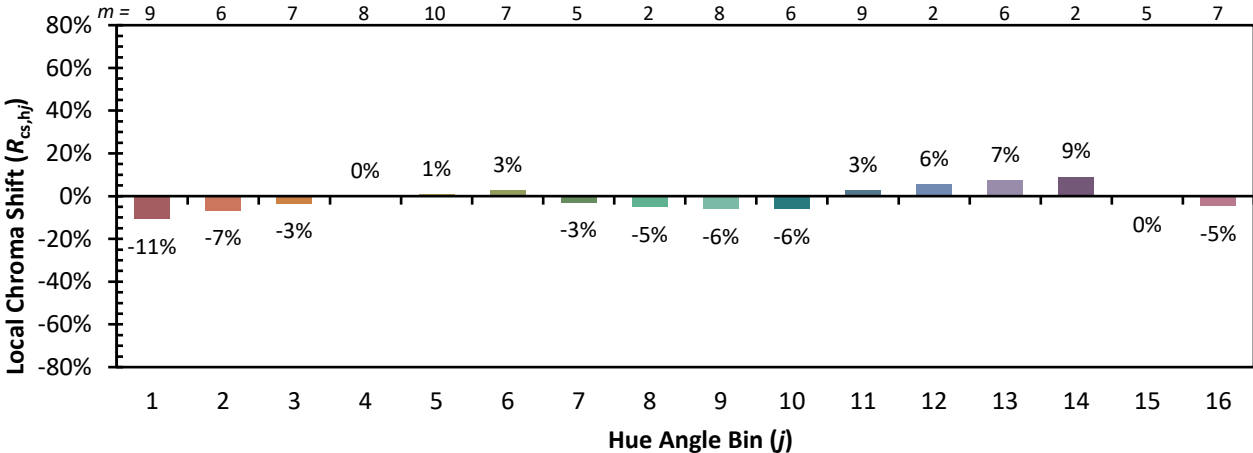


Individual Sample Fidelity Index ($R_{f,i}$)

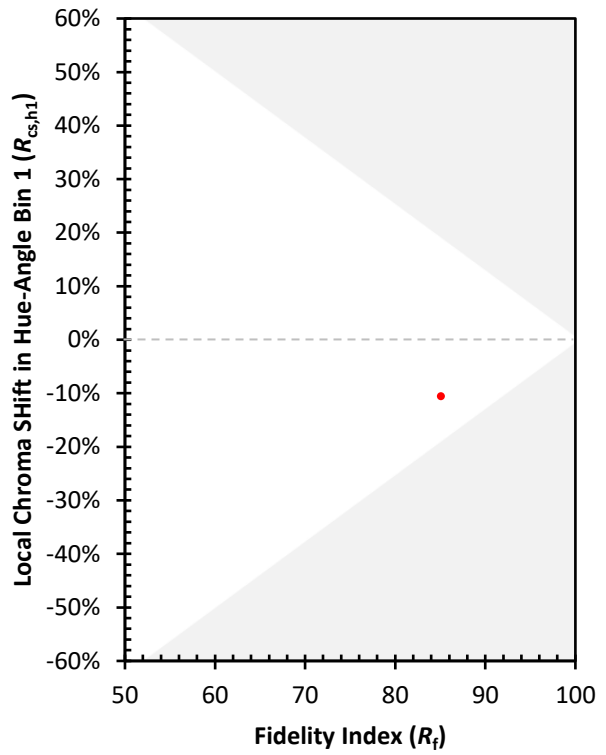
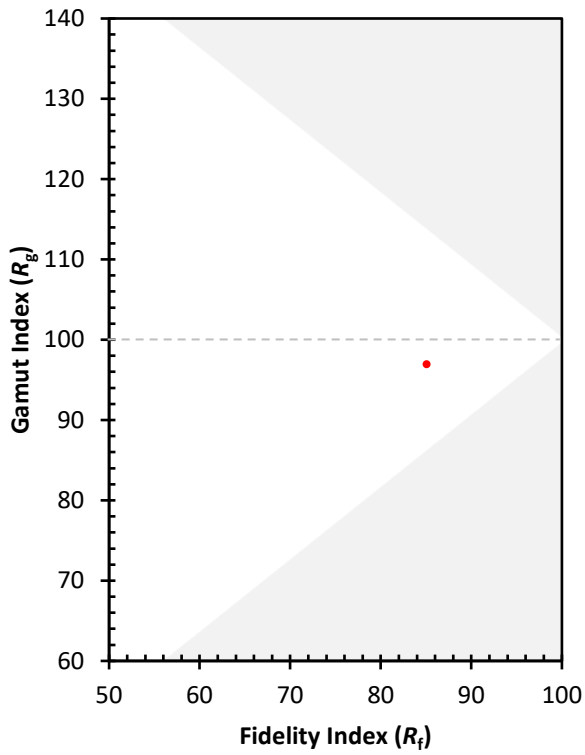
CES01 = 86	CES26 = 83	CES51 = 95	CES76 = 75
CES02 = 61	CES27 = 92	CES52 = 95	CES77 = 83
CES03 = 31	CES28 = 91	CES53 = 91	CES78 = 74
CES04 = 70	CES29 = 88	CES54 = 91	CES79 = 92
CES05 = 48	CES30 = 95	CES55 = 89	CES80 = 89
CES06 = 50	CES31 = 89	CES56 = 87	CES81 = 82
CES07 = 41	CES32 = 81	CES57 = 87	CES82 = 95
CES08 = 40	CES33 = 95	CES58 = 87	CES83 = 96
CES09 = 29	CES34 = 87	CES59 = 92	CES84 = 91
CES10 = 74	CES35 = 92	CES60 = 90	CES85 = 79
CES11 = 57	CES36 = 81	CES61 = 88	CES86 = 77
CES12 = 63	CES37 = 92	CES62 = 84	CES87 = 85
CES13 = 43	CES38 = 90	CES63 = 86	CES88 = 91
CES14 = 74	CES39 = 98	CES64 = 80	CES89 = 79
CES15 = 71	CES40 = 96	CES65 = 78	CES90 = 92
CES16 = 47	CES41 = 98	CES66 = 76	CES91 = 70
CES17 = 49	CES42 = 91	CES67 = 75	CES92 = 67
CES18 = 56	CES43 = 89	CES68 = 79	CES93 = 80
CES19 = 71	CES44 = 99	CES69 = 83	CES94 = 66
CES20 = 65	CES45 = 94	CES70 = 75	CES95 = 74
CES21 = 86	CES46 = 92	CES71 = 68	CES96 = 85
CES22 = 78	CES47 = 97	CES72 = 90	CES97 = 92
CES23 = 91	CES48 = 88	CES73 = 68	CES98 = 88
CES24 = 90	CES49 = 91	CES74 = 91	CES99 = 80
CES25 = 71	CES50 = 95	CES75 = 71	



Color Rendition by Hue-Angle Bin



Measure Comparisons



(END OF REPORT)